

## POKER CHIP DISH DOLLIES 501 SERIES

### FEATURES AND BENEFITS:

- Poker chip style dolly holds most popular sizes of dishware for transport and storage.
- Fits conveniently under standard 36" counter (height 32").
- Protective plastic coating at points of contact with dishware, prevents chipping.
- Standard with two adjustable adapters.
- Base constructed of one piece, non-corrosive, Hi-Tensile aluminum with cross brace reinforcement for added strength.
- Special wide track caster placement assures stability.
- Heavy duty 5" swivel casters, two with brakes.
- Provides mobility when fully loaded. No rust sealed bearings prevent "wheel lock" in wet environments.
- Special dish sizes can be accommodated. Contact your local Cres Cor representative.



501-6-480

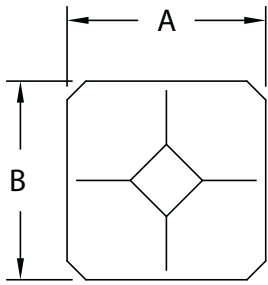


### ACCESSORIES and OPTIONS (Available at extra cost):

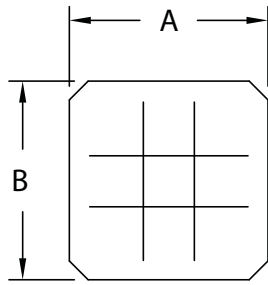
- Adjustable Adapters (For Models 501-7-240, 501-8-240, 501-10-240)
- Vinyl Dust Cover
- Perimeter Bumper
- Corner Bumpers
- Various Caster Options

See page H-9 for accessory details.

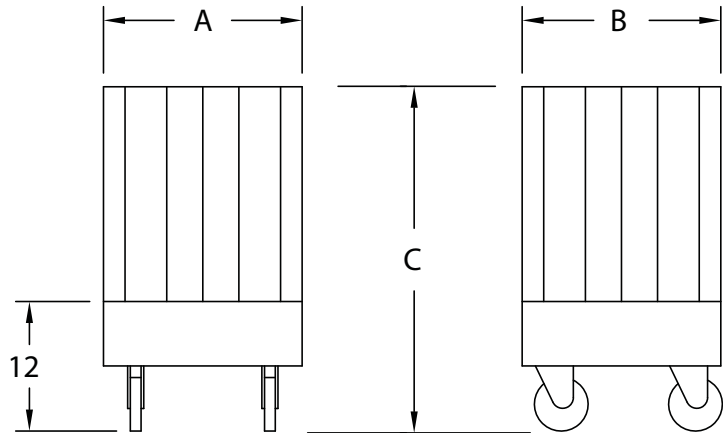
# 501 Series



**TOP VIEW**  
501 7, 8, 10



**TOP VIEW**  
501 5, 6



CRES COR MODEL NO.	*PLATE CAP.	DISH SIZE DIA.		DIM "A" WIDTH		DIM "B" DEPTH		DIM "C" HEIGHT		WEIGHT ACT.	
		INCHES	MM	INCHES	MM	INCHES	MM	INCHES	MM	LBS	KG
501-7-240	240	6-7/8 - 8-1/4	175 - 210	18-1/2	470	18-1/2	470	32	815	45	20
501-8-240	240	8-3/8 - 9-3/4	215 - 250	20-3/4	530	20-3/4	530	32	815	50	23
501-10-240	240	9-7/8 - 11	255 - 280	23	585	23	585	32	815	60	27
501-5-480 ❶	480	4-7/8 - 5-3/4	125 - 150	20-3/4	530	20-3/4	530	32	815	65	29
501-6-480 ❷	480	5-7/8 - 6-3/4	150 - 175	23	585	23	585	32	815	65	29

\*Capacity shown is approximate; each compartment holds 20" (510 mm) stack of dishes

- ❶ Will hold up to 6-3/8" corner sections
- ❷ Will hold up to 7-1/8" corner sections

ALL ALUMINUM CONSTRUCTION.

## DOLLY:

- Base and center partition: .100 aluminum.
- Center partition cover: .063 aluminum.
- Reinforcement: Formed .190 "X-frame" mounted to base.
- Corner posts and dividers: Plastic coated, extruded channels.
- Caster posts: Reinforced tubular extrusions.
- Casters: 5" dia., swivel, modulus tires, 1-1/4 wide, load cap. 250 lbs. each, temp. range -45°/+180°F. Delrin Bearings Two casters equipped with brakes.

### SHORT FORM SPECIFICATIONS

Cres Cor Dish Dolly Model 501- \_\_\_\_\_ with base and center post of .100 aluminum. Base reinforced with .190 aluminum "X" bracing. Plastic coated corner posts and dividers. Approximate capacity of \_\_\_\_\_ for dish dia. \_\_\_\_\_ (minimum) to \_\_\_\_\_ (maximum). Five inch swivel modulus casters have Delrin bearings. Load capacity 250 lbs. each. 2 year parts warranty. Provide the following accessories: \_\_\_\_\_ . NSF listed.



5925 Heisley Road • Mentor, OH 44060-1833  
Phone: 877/CRESCOR • Fax: 440/350-7267  
www.crescor.com

© Crescent Metal Products, Inc. 2008 All rights reserved.

*In line with its policy to continually improve its products, CRES COR reserves the right to change materials and specifications without notice.*

Litho in U.S.A.